



Oculoplastics Product Catalog

www.fciworldwide.com



FCI®

MEDINOVA



FCI S.A.S. is a world leader in the development of a wide range of ophthalmic surgical devices.

Since the company's inception in 1984, the innovative developments of FCI have helped physicians to solve problems related to epiphora, dry eye, eyelids, and orbital surgery, thanks to a wide range of innovative ophthalmic devices such as self-retaining intubation sets, lacrimal balloon catheter, injectable monocular intubation, permanent punctal plugs, eyelids and orbital implants.

FCI performs extensive research and development to provide physicians with outstanding products that enhance the efficiency and effectiveness of surgical procedures.

This line of product is FCI latest commitment to provide you high performance products in oculoplastic surgery.



TABLE OF CONTENTS

EPIPHORA

**PUNCTAL STENOSIS / DACRYOCYSTOPLASTY / INTUBATION SETS
CONJUNCTIVODACRYORHINOSTOMY**

6

DRY EYE

PERMANENT PLUGS

28

EYELIDS

PTOSIS / EYELID WEIGHTS

32

ORBIT

ORBITAL IMPLANTS / ACCESSORIES

42

OCULOPLASTICS INSTRUMENTS

THE PRODUCTS LISTED IN THIS PUBLICATION MAY NOT BE REGISTERED IN YOUR COUNTRY.
CONTACT YOUR LOCAL DISTRIBUTOR TO FIND OUT WHAT IS AVAILABLE TO YOU.

THIS PUBLICATION IS NOT INTENDED FOR DISTRIBUTION IN THE USA.



TABLE OF CONTENTS

EIPHORA

PUNCTAL STENOSIS	6
PVP perforated plugs	
DACRYOCYSTOPLASTY	7
Ophthacath®	
INTUBATION SETS	8
Monocanalicular intubation	
Mini-Monoka®	
Monocanalicular nasolacrimal intubations	9
LacriJet®	
Masterka®	
Self-threading Monoka®	
Monoka® of Fayet	
Monoka®	
Bicanalicular intubation	13
Autostable Bicanaliculus Intubation Set II	
Bicanalicular nasolacrimal intubations	14
FCI Nunchaku®	
Ritleng®+	
Ritleng® lacrimal intubation	
Crawford probe	
Infant BIKA®	
Infant BIKA® II	
BIKA®	
FCI 2 probe	
BIKA® for DCR	
BIKA® 1.18	
CONJUNCTIVODACRYORHINOSTOMY	20
StopLoss® Jones tube	
INSTRUMENTS	22
Single use	
Reusable	

POLYVINYLPIRROLIDONE (PVP)

PVP is an exclusive surface treatment applied to FCI lacrimal products to improve the hydrophilic properties of silicone.

The benefit of such a treatment is to enhance the efficiency of tear drainage and to limit the accumulation of debris at the surface of our silicone intubations and perforated plugs.


PUNCTAL STENOSIS

FCI PVP perforated plugs are used to treat excessive tearing due to partial occlusion of punctum and punctal stenosis. They act as a conformer by keeping the punctal opening dilated for several weeks, allowing tears to be drained through.

PVP Perforated Plugs

Designed by J.-A. Bernard, M.D.

- PVP coated medical grade silicone
- Slanted collarete for a perfect anatomical fit against the eyelid margin
- Exclusive polishing for a perfectly smooth surface
- 2 models available: standard & mini
- Preloaded on a disposable plug inserter to facilitate the insertion
- Sterile



PACKAGING

S1.3511	Preloaded PVP perforated plug	Box of 1
S1.3512	Preloaded PVP perforated plug	Box of 2
S1.3521	Preloaded mini PVP perforated plug	Box of 1
S1.3522	Preloaded mini PVP perforated plug	Box of 2

DACRYOCYSTOPLASTY

Ophtacath®

Ophtacath® is a lacrimal duct balloon catheter kit indicated for the dilation of an obstructed nasolacrimal duct.

It consists of a semi-flexible stainless stylet covered by a tubing and finished by a Nylon Polyn® balloon.

The balloon catheter works with a disposable inflation system to dilate the obstructed nasolacrimal duct, which is a most efficient solution to treat rapidly and durably the symptoms of epiphora.

- Proven results
- Fast and efficient procedure
- Easy to insert & to remove
- Exclusive tapered tip
- Exclusive balloon design retains folding memory
- Exceptional resistance to burst pressure
- Highly precise inflation system
- Available in 2 diameters: 2 mm (infants) & 3 mm (adults)
- Unilateral or bilateral versions
- Includes disposable inflation device
- Sterile



OPHTACATH® BEFORE INFLATION



OPHTACATH® AFTER INFLATION



UNILATERAL KIT

		DIAMETER	PACKAGING
S1.4121	Ophtacath® Unilateral Kit	2 mm	Box of 1
S1.4122	Ophtacath® Bilateral Kit	2 mm	Box of 2
S1.4131	Ophtacath® Unilateral Kit	3 mm	Box of 1
S1.4132	Ophtacath® Bilateral Kit	3 mm	Box of 2

INTUBATION SETS

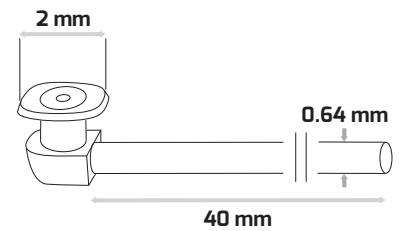
MONOCANALICULAR INTUBATION

Mini-Monoka®

Designed by B. Fayet, M.D. & J.-A. Bernard, M.D.

- Indicated for monocanalicular lacerations
- Gold standard for canalicular repair
- Requires 0.3 mm punctum plug dilator & plug inserter (S1.3090)
- Medical grade silicone – PVP option
- Sterile

FCI
EXCLUSIVE



		TUBE		PACKAGING
		DIAMETER	MATERIAL	
S1.1500	Mini-Monoka®	0.64 mm	Silicone	Box of 3
S1.1520	Mini-Monoka®	0.64 mm	Silicone + PVP	Box of 3

MONOCANALICULAR NASOLACRIMAL INTUBATIONS

LacriJet®

LacriJet® is FCI latest and exclusive preloaded & self-retaining monocanalicular nasolacrimal intubation indicated for epiphora, congenital nasolacrimal duct obstruction and canalicular laceration.

It consists of a single use injector handpiece into which a silicone tube is preloaded inside a metallic guide. LacriJet® has been specifically designed to reduce operating time, either in the intubation phase as well as for the removal of the device.


LacriJet® is first introduced into the nasolacrimal duct.

Once in position, the sliding piston is retracted and the silicone intubation is released.

It is maintained in place at the punctum by a plug-like fixation head: no nasal retrieval, no knots and no sutures are needed.

The smaller sizes LacriJet® 15 mm and 20 mm have been specifically designed for canalicular laceration repair to prevent future canalicular obstruction due to scar tissue formation.

- Exclusive new injection system
- Silicone tube preloaded inside the metallic guide
- No nasal retrieval
- No knots
- No sutures
- Available in 7 lengths
- 3 mm plug collarete
- Requires sizer (S1.1288) to select the length & 0.3 mm disposable punctum dilator and plug inserter (S1.3090)
- Sterile, Single use



		DIAMETER	LENGTH	PACKAGING	INDICATION
S1.1515	LacriJet®	0.64 mm	15 mm	Box of 1	Canalicular laceration
S1.1522	LacriJet®	0.64 mm	20 mm	Box of 1	
S1.1530	LacriJet®	0.64 mm	30 mm	Box of 1	Nasolacrimal stenosis
S1.1535	LacriJet®	0.64 mm	35 mm	Box of 1	
S1.1540	LacriJet®	0.64 mm	40 mm	Box of 1	
S1.1545	LacriJet®	0.64 mm	45 mm	Box of 1	
S1.1550	LacriJet®	0.64 mm	50 mm	Box of 1	

INTUBATION SETS

MONOCANALICULAR NASOLACRIMAL INTUBATIONS

Masterka®

Masterka® is one of FCI latest innovation for treatment of congenital nasolacrimal duct obstruction resistant to probing.

Unlike the traditional “pulled” technique in which the stent is advanced through the nasolacrimal system and retrieved through the nose by pulling on the guide probe or thread, the Masterka® has no metallic probe or suture attached to it and, therefore, it is not pulled out of the nose.

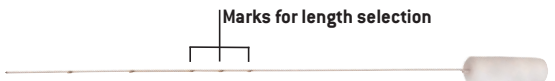
Instead, the Masterka® is pushed into the nasolacrimal duct and anchored in place at the punctum by a plug-like fixation head.

- Easy to insert
- No nasal retrieval
- No knots
- No sutures
- Less traumatic
- Requires sizer (S1.1289) to select the length & 0.3 mm disposable punctum dilator and plug inserter (S1.3090)
- Available in 3 lengths: 30, 35 and 40 mm
- 3 mm plug collarette
- Medical grade silicone
- Sterile

**FCI
EXCLUSIVE**



S1.1609



S1.1289

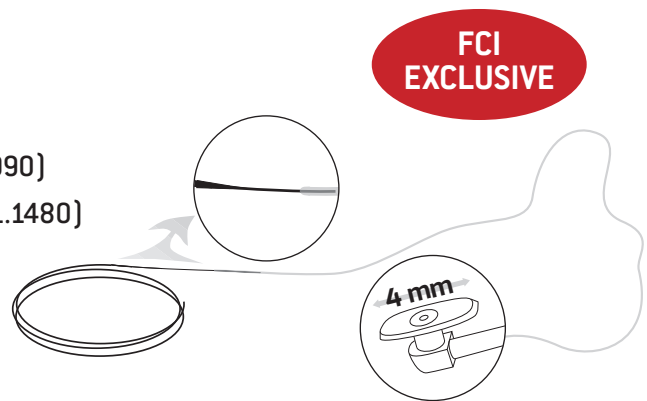
		DIAMETER	LENGTH	PACKAGING
S1.1608	Masterka®	0.90 mm	30 mm	Box of 1
S1.1609	Masterka®	0.90 mm	35 mm	Box of 1
S1.1610	Masterka®	0.90 mm	40 mm	Box of 1

FCI Monoka® intubation systems have been designed to effectively treat nasolacrimal duct obstructions and canalicular stenosis. The stents are securely anchored at the punctum by a plug-like fixation head.

Self-threading Monoka® (Ritleng® type)

Designed by B. Fayet, M.D. & J.-A. Bernard, M.D.

- Reduced trauma and procedure time
- 3 mm medium or 4 mm wide plug collarette
- PEEK (PolyEtherEtherKetone) black thread
- Requires 0.3 mm punctum plug dilator & plug inserter (S1.3090)
- To use with Ritleng® set of instruments (S1.1460, S1.1470, S1.1480)
- Medical grade silicone – PVP option
- Sterile




		COLLARETTE	TUBE	DIAMETER	MATERIAL	PACKAGING
S1.1800	Self-threading Monoka®	Wide	0.64 mm	Silicone	Box of 3	
S1.1810	Self-threading Monoka®	Medium	0.64 mm	Silicone	Box of 3	
S1.1820	Self-threading Monoka®	Wide	0.64 mm	Silicone + PVP	Box of 3	

Monoka® of Fayet (Crawford Guide)

Designed by B. Fayet, M.D. & J.-A. Bernard, M.D.

- 3 mm medium or 4 mm wide plug collarette
- Stainless steel probe with non-traumatic rounded olive tip
- Requires 0.3 mm punctum plug dilator & plug inserter (S1.3090)
- To use with the Crawford hook (S1.1275) for endonasal retrieval of the probe
- Medical grade silicone
- Sterile



S1.1275

		COLLARETTE	TUBE	DIAMETER	MATERIAL	PACKAGING
S1.1903	Monoka® of Fayet	Medium	0.64 mm	Silicone	Box of 3	
S1.1913	Monoka® of Fayet	Wide	0.64 mm	Silicone	Box of 3	

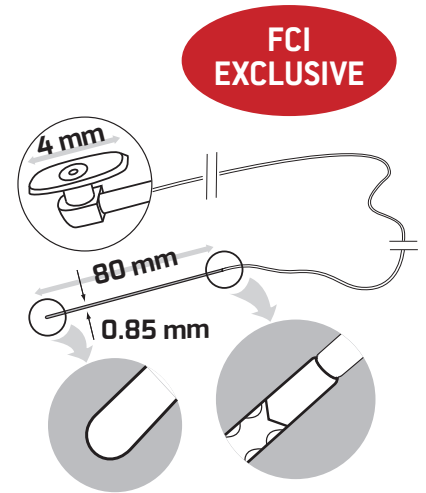
INTUBATION SETS

MONOCANALICULAR NASOLACRIMAL INTUBATIONS

Monoka®

Designed by B. Fayet, M.D. & J.-A. Bernard, M.D.


- 3 mm medium or 4 mm wide plug collarette
- Non-traumatic metallic probe for adults (80 mm) and children (60 mm)
- Requires 0.3 mm punctum plug dilator & plug inserter (S1.3090)
- Medical grade silicone – PVP option
- Sterile



		COLLARETTE		TUBE		PACKAGING
			DIAMETER		MATERIAL	
S1.1620	Monoka® for infant	Wide	0.64 mm	Silicone		Box of 3
S1.1630	Monoka®	Wide	0.64 mm	Silicone		Box of 3
S1.1660	Monoka®	Wide	0.64 mm	Silicone + PVP		Box of 3
S1.1710	Monoka®	Medium	0.64 mm	Silicone		Box of 3

Punctum dilator and plug inserter

- Necessary for the plug insertion of the Masterka®, Monoka®, Mini Monoka®, self-threading Monoka® & Monoka of Fayet® plugs



S1.3090

		Single use	PACKAGING
		S1.3090	Punctum dilator and plug inserter

BICANALICULAR INTUBATIONS

Autostable Bicanaliculus Intubation Set II

The Autostable Bicanaliculus Intubation Set II is indicated to treat punctal stenosis and horizontal lacrimal duct obstruction.

Thanks to the rigid guides inside the silicone tube, the placement of the Autostable Bicanaliculus Intubation Set II is straightforward, and can be done as an office procedure.

- Silicone wings at each end ensure the stability in the lacrimal sac
- Central mark to control tube placement
- Supplied with disposable dilator
- Available in 3 lengths: 25, 30 and 35 mm
- Requires sizer (S1.1289) to select the appropriate length
- Medical grade silicone
- Sterile



		LENGTH	TUBE		PACKAGING
			DIAMETER	MATERIAL	
S1.1390	Autostable Bicanaliculus Intubation Set II	25 mm	0.64 mm	Silicone	Box of 1
S1.1391	Autostable Bicanaliculus Intubation Set II	30 mm	0.64 mm	Silicone	Box of 1
S1.1392	Autostable Bicanaliculus Intubation Set II	35 mm	0.64 mm	Silicone	Box of 1

Sizer for Autostable Bicanaliculus Intubation Set II



		Single use	PACKAGING
		S1.1289	Sizer for Autostable Bicanaliculus Intubation Set II

S1.1289

INTUBATION SETS

BICANALICULAR NASOLACRIMAL INTUBATIONS

FCI Nunchaku®

FCI Nunchaku® is a pushed silicone self-retaining bicanalicular nasolacrimal intubation stent that acts like a conformer, allowing tears to be drained by capillarity.


The metallic guides are located inside the lumen, not as an extension of the stent as in conventional intubation sets. Therefore, no nasal retrieval is needed.

The stability is guaranteed by the design of the silicone tubes: no need to make knots and sutures in the nasal fossa.

- Indicated for canalicular pathologies, congenital lacrimal duct obstruction & dacryocystorhinostomy (DCR)
- No nasal retrieval
- No knot or suture needed
- Available in 2 lengths: 90 mm and 105 mm
- Medical grade silicone
- Sterile

		LENGTH	TUBE DIAMETER	MATERIAL	PACKAGING
S1.1361	FCI Nunchaku®	90 mm	1 mm	Silicone	Box of 1
S1.1371	FCI Nunchaku®	105 mm	1 mm	Silicone	Box of 1

FCI
EXCLUSIVE



Ritleng® intubation system consists of a silicone (or PVP coated silicone) tube connected at each extremity to a Poly Ether Ether Ketone (PEEK) thread guide to reduce time and trauma in lacrimal duct intubation surgery.

The procedure involves inserting the hollow Ritleng® Probe into the nasolacrimal duct and feeding the thin PEEK thread through it.

The probe is then withdrawn, leaving the PEEK to pull the silicone tubing into place.

BICANALICULAR NASOLACRIMAL INTUBATIONS

Ritleng®+

Autostable Ritleng® Intubation


Ritleng®+ is FCI latest autostable bicanalicular nasolacrimal intubation indicated for epiphora, canalicular pathologies, congenital lacrimal duct obstruction and dacryocystorhinostomy (DCR).

It consists of a silicone tube connected at each extremity to a PEEK thread guide. It is designed to **reduce operating time and trauma for the patients, either in the intubation phase as well as for the removal of the device.**

The intubation is **self-retaining** thanks to two wider silicone portions on the silicone tube. The surgical procedure is similar to the conventional Ritleng® lacrimal intubation and involves the use of Ritleng® instruments.

- Regular 0.64 mm silicone tube for a comfortable fit in the intrapalpebral loop
- Wider 0.94 mm silicone segments to be positioned in the lacrimal sac ensuring the self-retaining feature of the intubation: no need to make knots in the nasal fossa
- Black mark to control the central placement and correct positioning of the silicone tube between the two punctums
- Easy removal from the nose
- Require Ritleng® instruments (S1.1460, S1.1470, S1.1480)

FCI
EXCLUSIVE



		INDIVIDUALLY PACKAGED, STERILE			
		SILICONE TUBE DIAMETER	WIDER SILICONE SEGMENT DIAMETER	MATERIAL	PACKAGING
S1.1456	Ritleng®+	0.64 mm	0.94 mm	Silicone	Box of 1

INTUBATION SETS

BICANALICULAR NASOLACRIMAL INTUBATIONS

Ritleng® Lacrimal Intubation Set

Ritleng® intubation system consists of a silicone (or PVP coated silicone) tube connected at each extremity to a Poly Ether Ether Ketone (PEEK) thread guide to reduce time and trauma in lacrimal duct intubation surgery.

The procedure involves inserting the hollow Ritleng® Probe into the nasolacrimal duct and feeding the thin PEEK thread through it.

The probe is then withdrawn, leaving the PEEK to pull the silicone tubing into place.

- Less traumatic for patients
- Easy retrieval from the nose
- Medical grade silicone - PVP option
- Sterile



		TUBE		PACKAGING
		DIAMETER	MATERIAL	
S1.1450	Ritleng® lacrimal intubation set	0.64 mm	Silicone	Box of 3
S1.1490	Ritleng® lacrimal intubation set	0.64 mm	Silicone + PVP	Box of 3

Ritleng® instruments

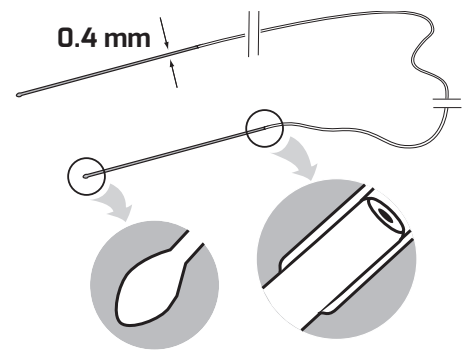
- To use with all Ritleng® intubations
- Stainless steel
- Non sterile

		PACKAGING
S1.1460	Ritleng® probe	Box of 1
S1.1470	Ritleng® endonasal forceps	Box of 1
S1.1480	Ritleng® hook	Box of 1



Crawford Intubation Set

- Stainless steel probe with non-traumatic rounded olive tip
- To use with the Crawford hook (S1.1275) for endonasal retrieval of the probe
- Medical grade silicone
- Sterile



		TUBE		PACKAGING
		DIAMETER	MATERIAL	
S1.1270	Crawford probe	0.64 mm	Silicone	Box of 3

Crawford hook

- Stainless steel
- Non sterile



S1.1275

		PACKAGING
S1.1275	Crawford hook	Box of 1

INTUBATION SETS

BICANALICULAR NASOLACRIMAL INTUBATIONS

FCI BIKA® intubation systems have been the first models designed for bicanalicular intubation, especially in case of congenital nasolacrimal duct obstruction and dacryocystorhinostomy (DCR).

The metallic probes are securely connected at the silicone tube for an easy and safe retrieval from the nose.

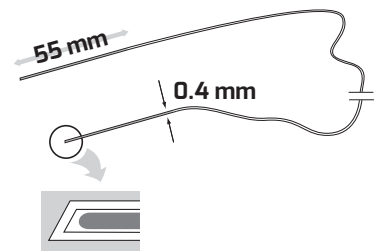
Designed by J.-A. Bernard, M.D.

- Strong connection between silicone tube and metallic probe
- Non-traumatic rounded tip
- Many different designs available

**FCI
EXCLUSIVE**

INFANT BIKA®

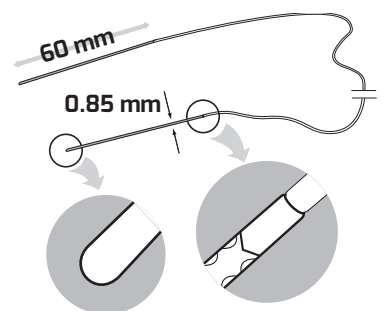
- 0.64 mm silicone tube / 55 mm long & 0.4 mm diameter metallic probe
- Probe embedded in silicone tube / Perfectly smooth junction
- Indicated for newborn
- Medical grade silicone
- Sterile



		LENGTH	TUBE		PACKAGING
			DIAMETER	MATERIAL	
S1.1100	Infant Bika®	55 mm	0.64 mm	Silicone	Box of 3

INFANT BIKA® II

- 0.64 mm silicone tube / 60 mm long & 0.8 mm diameter metallic probe
- Indicated for infant
- Medical grade silicone – PVP option
- Sterile

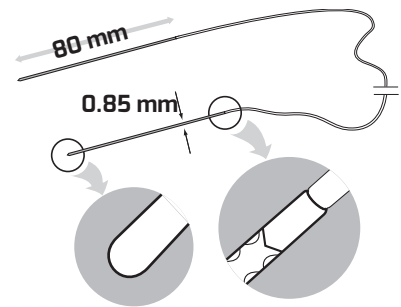


		LENGTH	TUBE		PACKAGING
			DIAMETER	MATERIAL	
S1.1300	Infant Bika® II	60 mm	0.64 mm	Silicone	Box of 3
S1.1320	Infant Bika® II	60 mm	0.64 mm	Silicone + PVP	Box of 3

BIKA®

- 0.64 mm silicone tube / 80 mm long & 0.8 mm diameter metallic probe
- Indicated for adult
- Medical grade silicone - PVP option
- Sterile

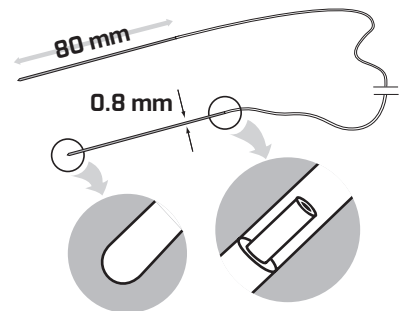
		LENGTH	DIAMETER	TUBE MATERIAL	PACKAGING
S1.1000	Bika®	80 mm	0.64 mm	Silicone	Box of 3
S1.1010	Bika®	80 mm	0.64 mm	Silicone + PVP	Box of 3



FCI 2 probe

- 0.64 mm silicone tube / 80 mm long & 0.8 mm diameter metallic probe
- Indicated for adult
- Medical grade silicone
- Sterile

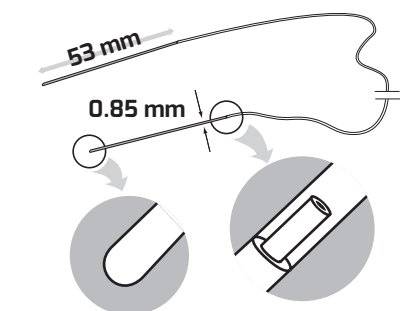
		LENGTH	DIAMETER	TUBE MATERIAL	PACKAGING
S1.1250	FCI 2 probe	80 mm	0.64 mm	Silicone	Box of 3



BIKA® for DCR

- 0.94 mm silicone tube / 53 mm long & 0.8 mm diameter metallic probe
- Indicated for dacryocystorhinostomy (DCR)
- Medical grade silicone
- Sterile

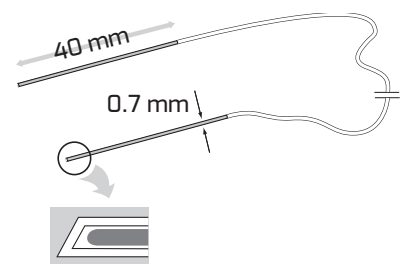
		LENGTH	DIAMETER	TUBE MATERIAL	PACKAGING
S1.1400	Bika® for DCR	53 mm	0.94 mm	Silicone	Box of 3



BIKA® 1.18

- 1.18 mm silicone tube / 40 mm long & 0.7 mm diameter metallic probe
- Indicated for failure of dacryocystorhinostomy (DCR)
- Medical grade silicone
- Sterile

		LENGTH	DIAMETER	TUBE MATERIAL	PACKAGING
S1.1281	Bika® 1.18	40 mm	1.18 mm	Silicone	Box of 1



CONJUNCTIVODACRYORHINOSTOMY

STOPLOSS™ JONES TUBE

The new StopLoss™ Jones tube system puts an end to the high loss rate of ordinary Jones tubes yet is safe, effective and easy to use.

With a unique, patented tube design leading to exceptional levels of tube stability, and a new introducer system ensuring simple, accurate tube placement every time, the new StopLoss™ Jones tube system is designed for stability, simplicity and outstanding patient and surgeon satisfaction.

- Exceptional stability
- Easy to use
- Excellent tear drainage
- Wide range of tube sizes
- Use StopLoss™ Jones tube introducer set (S1.7500) to choose the appropriate diameter and length of tube and StopLoss™ Jones tube removal tool (S1.7600) to ensure a simple and non-traumatic removal of tube.
- Sterile, Box of 1

FCI
EXCLUSIVE



StopLoss™ Jones tube introducer set

S1.7500



StopLoss™ Jones tube removal tool

S1.7600

LENGTH	COLLARETTE DIAMETER	
	3.5 mm	4.0 mm
9 mm	S1.7309	S1.7409
10 mm	S1.7310	S1.7410
11 mm	S1.7311	S1.7411
12 mm	S1.7312	S1.7412
13 mm	S1.7313	S1.7413
14 mm	S1.7314	S1.7414
15 mm	S1.7315	S1.7415
16 mm	S1.7316	S1.7416
17 mm	S1.7317	S1.7417
18 mm	S1.7318	S1.7418
19 mm	S1.7319	S1.7419
20 mm	S1.7320	S1.7420
21 mm	S1.7321	S1.7421
22 mm	S1.7322	S1.7422

ACCESSORIES		
S1.7500	StopLoss™ Jones tube introducer set	Box of 1
S1.7600	StopLoss™ Jones tube removal set	Box of 1

INSTRUMENTS

SINGLE USE INSTRUMENTS

Lacrimal dilator

- Intermediate size between the fine dilator & the Sichel Wilder mid-sized dilator

	Single use	PACKAGING
S1.4015	Lacrimal dilator	Box of 5



Lacrimal probes

Designed by J.-A. Bernard, M.D.

- Equivalent to the Galezowski 00 probe

	Single use	PACKAGING
S1.4025	Lacrimal probe	Box of 5
S1.4030	Lacrimal probe with blunt tip	Box of 12



Irrigation cannulas

	Single use	PACKAGING
M9278	Malet lacrimal cannula	Box of 10
S1.4050	Lacrimal cannula	Box of 12



Ocular shield

- To protect the eye during lacrimal or lid surgery
- Supplied with a suction cup for easy placement & removal
- Made of PMMA / Not for laser treatment

	Single use	PACKAGING
S6.2301	Ocular shield	Box of 1



REUSABLE INSTRUMENTS

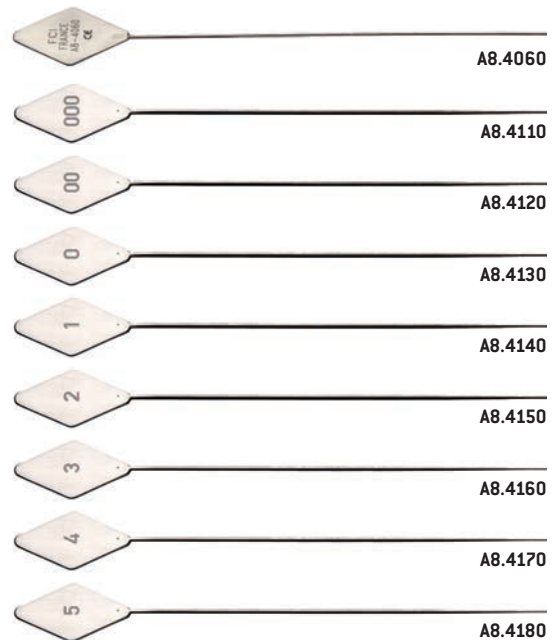
Lacrimal dilators

	Reusable	PACKAGING
A8.4000	Sichel Wilder lacrimal dilator, fine taper	Box of 1
A8.4010	Sichel Wilder lacrimal dilator, medium taper	Box of 1
A8.4020	Sichel Wilder lacrimal dilator, heavy taper	Box of 1



Lacrimal probes

	Reusable	PACKAGING
A8.4060	Bernard lacrimal probe	Box of 1
A8.4110	Galezowski lacrimal probe 000	Box of 1
A8.4120	Galezowski lacrimal probe 00	Box of 1
A8.4130	Galezowski lacrimal probe 0	Box of 1
A8.4140	Galezowski lacrimal probe 1	Box of 1
A8.4150	Galezowski lacrimal probe 2	Box of 1
A8.4160	Galezowski lacrimal probe 3	Box of 1
A8.4170	Galezowski lacrimal probe 4	Box of 1
A8.4180	Galezowski lacrimal probe 5	Box of 1



INSTRUMENTS

REUSABLE INSTRUMENTS

Retractor

	Reusable	PACKAGING
A9.2100	Knapp retractor , 4 blunt prongs	Box of 1



A9.2100

Needle holders

	Reusable	PACKAGING
A7.1000	Castroviejo, standard jaws, straight	Box of 1
A7.1010	Castroviejo, standard jaws, curved	Box of 1
A7.3200	Cornic needle holder, 13 cm	Box of 1



A7.1000



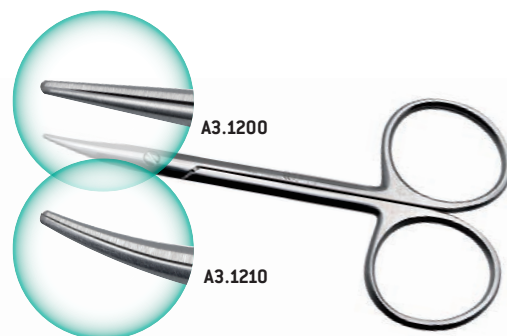
A7.1010



A7.3200

Scissors

	Reusable	PACKAGING
A3.1200	Sevrin Stevens tenotomy scissors, straight, blunt tips	Box of 1
A3.1210	Sevrin Stevens tenotomy scissors, curved, blunt tips	Box of 1
A3.4010	Vannas iris scissors, curved, blunt tips	Box of 1



A3.1200

A3.1210



A3.4010

REUSABLE INSTRUMENTS

Forceps

		Reusable	PACKAGING
A6.3120	Tissue forceps		Box of 1
A6.4000	Halsted mosquito forceps 10 cm, serrated jaws		Box of 1
A6.4010	Halsted mosquito forceps 10 cm, 1x2 teeth		Box of 1
A6.5130	Monofilament tying forceps, curved, flat handle, titanium		Box of 1
A6.7140	Bonn forceps, flat handle, titanium		Box of 1
A6.8000	Paufique forceps 0.5 mm teeth		Box of 1



A6.3120



A6.4010



A6.5130



A6.7140



A6.8000



TABLE OF CONTENTS

DRY EYE

PERMANENT PLUGS

28

Painless Plug®

Preloaded Puntal plugs

INSTRUMENTS

30

Single use

Reusable

PERMANENT PLUGS


PAINLESS PLUG®

FCI Painless Plug® is the ultimate result of our extensive research on dry eye syndrome for the last 30 years.


It relieves the discomfort associated with dry eye syndrome simply, quickly, effectively & durably and greatly improves the patients quality of life.

- FCI exclusive innovation
- One size fits all – No sizing needed
- Very high retention rate
- No dilation needed
- Ultra thin collarette
- Preloaded on disposable inserter
- Medical grade silicone
- Sterile

**FCI
EXCLUSIVE**



Initial shape
Ø 0,94 mm



Final shape
Ø 1,10 mm


		MATERIAL	PACKAGING
S2.4001	Painless Plug®	Silicone	Box of 1
S2.4002	Painless Plug®	Silicone	Box of 2

PRELOADED PUNCTAL PLUGS®

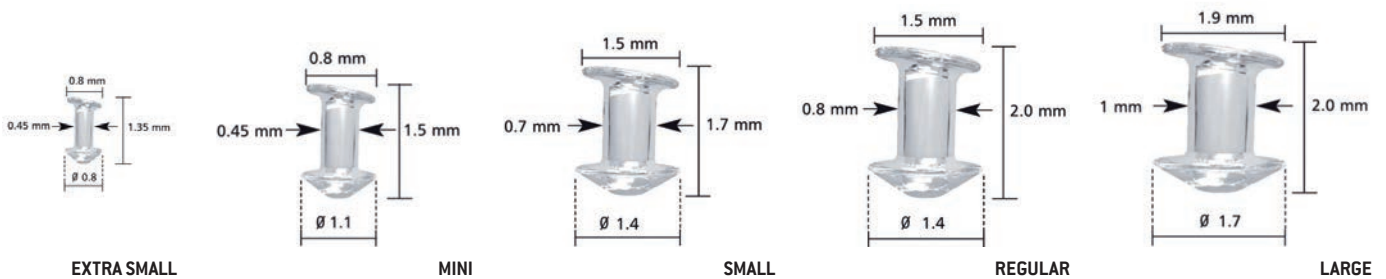
FCI punctal plugs are preloaded on a disposable inserter for a progressive release & an easy insertion.

Designed by J.-A. Bernard, M.D.

- Original design
- Ergonomic slanted collarette
- Preloaded on disposable inserter
- Good tolerance & optimal patient comfort
- Available in 5 sizes
- Medical grade silicone
- Sterile



		SIZE	MATERIAL	PACKAGING
S2.3651	Preloaded punctal plug	Extra small	Silicone	Box of 1
S2.3652	Preloaded punctal plug	Extra small	Silicone	Box of 2
S2.3681	Preloaded punctal plug	Mini	Silicone	Box of 1
S2.3682	Preloaded punctal plug	Mini	Silicone	Box of 2
S2.3421	Preloaded punctal plug	Small	Silicone	Box of 1
S2.3422	Preloaded punctal plug	Small	Silicone	Box of 2
S2.3121	Preloaded punctal plug	Regular	Silicone	Box of 1
S2.3122	Preloaded punctal plug	Regular	Silicone	Box of 2
S2.3521	Preloaded punctal plug	Large	Silicone	Box of 1
S2.3522	Preloaded punctal plug	Large	Silicone	Box of 2



INSTRUMENTS

SINGLE USE INSTRUMENTS

Dilator

- Sterile

		Single use	PACKAGING
S1.4015	Lacrimal dilator		Box of 5



S1.4015

REUSABLE INSTRUMENTS

Dilators

- Non sterile

		Reusable	TAPER	MATERIAL	PACKAGING
A8.4000	Sichel Wilder lacrimal dilator		Fine	Stainless steel	Box of 1
A8.4010	Sichel Wilder lacrimal dilator		Medium	Stainless steel	Box of 1
A8.4020	Sichel Wilder lacrimal dilator		Heavy	Stainless steel	Box of 1
A8.4050	Double end lacrimal dilator		N/A	Stainless steel	Box of 1



A8.4000

A8.4010

A8.4020

A8.4050

TABLE OF CONTENTS

EYELIDS

PTOSIS 32

Ptose-up®
Ptosis probe

EYELID WEIGHTS 33

ThinProfile™ eyelid implants
Contour™ eyelid implants
Eyelid weight sizing set
External eyelid weights
Hypoallergenic adhesive strips

ACCESSORIES 36

Symblepharon ring
Ocular shield

INSTRUMENTS 37

Reusable instruments

PTOSIS

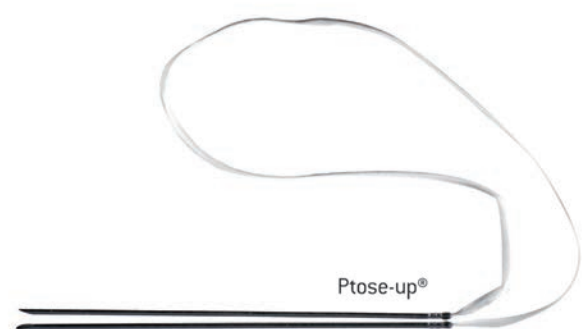
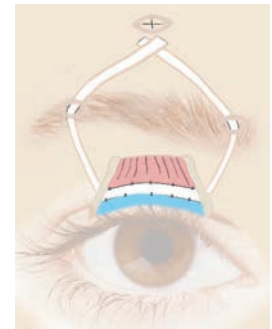
PTOSE-UP®

FCI Ptose-up® is a strip of biomaterial made of expanded Poly Tetra Fluoro Ethylene (ePTFE) used to join the upper eyelid to the frontalis muscle in ptosis surgery with frontalis suspension.

- Used successfully for more than 30 years
- Ready-to-use
- Biocompatible
- Biointegrable (70µm pores)
- Excellent tolerance
- No need for autologous tissue
- **New feature: needles with ultra sharp tips attached to the Ptose-up® to facilitate the strip insertion**
- Strip: 150 mm long & 0.35 mm thick
- Two widths available : 2 mm & 3 mm
- Needles: 58 mm long
- Sterile

		WIDTH	MATERIAL	PACKAGING
S3.3001	Ptose-up®	3 mm	ePTFE	Box of 1
S3.3021	Ptose-up®	2 mm	ePTFE	Box of 1

**FCI
EXCLUSIVE**



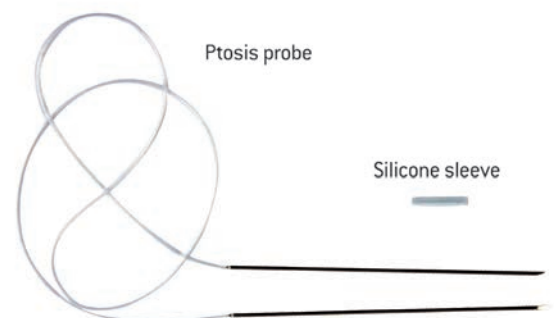
Designed by J.-M. Ruban, M.D.

PTOSIS PROBE

FCI Ptois suspension set is indicated for ptosis surgery with frontalis suspension.

- Improved needles with ultra sharp tips
- Silicone tubing
- **New feature: silicone fixation sleeve for better tension / traction control**
- Perfect connection between silicone tubing & needles
- No need for autologous tissue
- To position the fixation sleeve, we recommend to use the Watzke forceps (S5.3100)
- Needles: 58 mm long
- Sterile

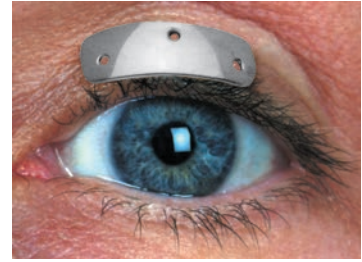
		MATERIAL	PACKAGING
S3.1000	Ptois probe	Metallic needle, silicone tubing	Box of 3



Designed by J.L. Louquet, M.D. & D. Guerin, M.D.

EYELID WEIGHTS

FCI eyelid weights are indicated for the treatment of the functional defects of lagophthalmos resulting from facial paralysis.



THINPROFILE™ EYELID IMPLANTS

ThinProfile™ eyelid implants feature a sleek surface, anatomically friendly curvature with tapered edges and smoothly rounded corners.

- Available in platinum or gold
- Superior eyelid cosmesis
- Weight range from 0.6 g to 1.8 g
- 0.6 mm thickness / 5 mm width
- Enhanced patient satisfaction
- Sterile

Platinum eyelid implant

- Smallest implant available: 11% higher density than gold
- Excellent biocompatibility
- Proven for gold-sensitive patients

ThinProfile™ - Platinum	WEIGHT	PACKAGING
S3.6006	0.6 g	Box of 1
S3.6008	0.8 g	Box of 1
S3.6010	1.0 g	Box of 1
S3.6012	1.2 g	Box of 1
S3.6014	1.4 g	Box of 1
S3.6016	1.6 g	Box of 1
S3.6018	1.8 g	Box of 1



Gold eyelid implant

- 99.99% pure gold
- Excellent functional results

ThinProfile™ - Gold	WEIGHT	PACKAGING
S3.4006	0.6 g	Box of 1
S3.4008	0.8 g	Box of 1
S3.4010	1.0 g	Box of 1
S3.4012	1.2 g	Box of 1
S3.4014	1.4 g	Box of 1
S3.4016	1.6 g	Box of 1



EYELID WEIGHTS

CONTOUR™ EYELID IMPLANTS

Contour™ eyelid implants feature the original proven characteristics and design of FCI eyelid weights.

- 99.99% pure gold
- 1 mm thickness / 5 mm width
- Weight range from 0.6 g to 1.8 g
- Sterile

	Contour™ - Gold	WEIGHT	PACKAGING
S3.3006		0.6 g	Box of 1
S3.3008		0.8 g	Box of 1
S3.3010		1.0 g	Box of 1
S3.3012		1.2 g	Box of 1
S3.3014		1.4 g	Box of 1
S3.3016		1.6 g	Box of 1
S3.3018		1.8 g	Box of 1



EYELID WEIGHT SIZING SET

This set enables the ophthalmologist to select the appropriate eyelid weight.

The eyelid should close without difficulty and induce a slight ptosis of no more than 1.0 mm.

This set includes:

- A storage case
- 7 sizing weights from 0.6 g to 1.8 g
- 100 double-sided hypoallergenic adhesive strips
- For external use only
- A skin tone selector card to determine the eyelid weight that best approximates the patient's skin complexion



S3.7000

	PACKAGING
S3.7000 Eyelid weight sizing set	Box of 1



EXTERNAL EYELID WEIGHTS

FCI external eyelid weights provide those with lagophthalmos as a result of temporary facial paralysis or Bell's palsy with an immediate and easy to apply treatment.

- Easy-to-use
- Effective non-surgical eyelid closure treatment
- Available in 4 skin tones
- Weight range from 0.6 g to 1.8 g
- Supplied with 100 double-sided hypoallergenic adhesive strips
- Non-implantable, Non sterile



External Eyelid Weights - Tantalum

Pink - Neutral	WEIGHT	PACKAGING
S3.6006 - 1	0.6 g	Box of 1
S3.6008 - 1	0.8 g	Box of 1
S3.6010 - 1	1.0 g	Box of 1
S3.6012 - 1	1.2 g	Box of 1
S3.6014 - 1	1.4 g	Box of 1
S3.6016 - 1	1.6 g	Box of 1
S3.6018 - 1	1.8 g	Box of 1

Tan	WEIGHT	PACKAGING
S3.6006 - 2	0.6 g	Box of 1
S3.6008 - 2	0.8 g	Box of 1
S3.6010 - 2	1.0 g	Box of 1
S3.6012 - 2	1.2 g	Box of 1
S3.6014 - 2	1.4 g	Box of 1
S3.6016 - 2	1.6 g	Box of 1
S3.6018 - 2	1.8 g	Box of 1

Medium brown	WEIGHT	PACKAGING
S3.6006 - 3	0.6 g	Box of 1
S3.6008 - 3	0.8 g	Box of 1
S3.6010 - 3	1.0 g	Box of 1
S3.6012 - 3	1.2 g	Box of 1
S3.6014 - 3	1.4 g	Box of 1
S3.6016 - 3	1.6 g	Box of 1
S3.6018 - 3	1.8 g	Box of 1

Dark brown	WEIGHT	PACKAGING
S3.6006 - 4	0.6 g	Box of 1
S3.6008 - 4	0.8 g	Box of 1
S3.6010 - 4	1.0 g	Box of 1
S3.6012 - 4	1.2 g	Box of 1
S3.6014 - 4	1.4 g	Box of 1
S3.6016 - 4	1.6 g	Box of 1
S3.6018 - 4	1.8 g	Box of 1

HYPOALLERGENIC ADHESIVE STRIPS

Indicated to attach the external eyelid weight (S3.6000 series) to the upper eyelid.

	PACKAGING
S3.0500 Adhesive strips	Box of 100



ACCESSORIES

SYMBLEPHARON RING

Symblepharon rings are designed to prevent retraction of the conjunctival cul-de-sacs without touching the cornea.

- 3 sizes
- Highly polished and atraumatic edges
- Made of PMMA
- Translucent
- Sterile



S6.24XX

	Single use	DIAMETER	PACKAGING
S6.2420	Symblepharon ring	20 mm	Box of 1
S6.2422	Symblepharon ring	22 mm	Box of 1
S6.2425	Symblepharon ring	25 mm	Box of 1

OCULAR SHIELD

- To protect the eye during lacrimal or lid surgery
- Supplied with a suction cup for easy placement & removal
- Made of PMMA / Not for laser treatment

	Single use	PACKAGING
S6.2301	Ocular shield	Box of 1



S6.2301

REUSABLE INSTRUMENTS

Lid plate

		Reusable	PACKAGING
A1.2100	Jaeger lid plate		Box of 1



A1.2100

Lid retractors

		Reusable	LENGTH	PACKAGING
A1.2010	Desmarres lid retractor		10 mm	Box of 1
A1.2012	Desmarres lid retractor		12 mm	Box of 1
A1.2014	Desmarres lid retractor		14 mm	Box of 1



A1.2010



A1.2012



A1.2014

Hooks

		Reusable	SIZE	PACKAGING
A2.4200	Gillies lid hook		Large	Box of 1
A2.4210	Gillies lid hook		Small	Box of 1
A2.4220	Ferron double hook		Double	Box of 1



A2.4200



A2.4210



A2.4220

Needle holders

		Reusable	JAWS	SHAPE	PACKAGING
A7.1000	Castroviejo needle holder		Standard	Straight	Box of 1
A7.1010	Castroviejo needle holder		Standard	Curved	Box of 1
A7.1100	Castroviejo needle holder		Delicate	Straight	Box of 1



A7.1000



A7.1010




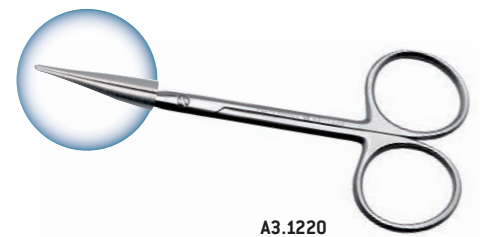
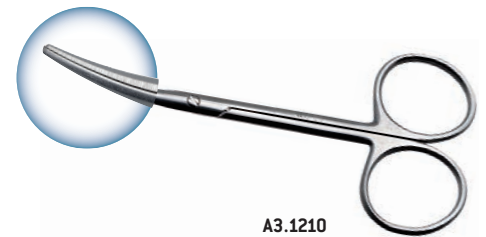

A7.1100

INSTRUMENTS

REUSABLE INSTRUMENTS

Scissors

		Reusable	SHAPE	TIPS	PACKAGING
A3.1200	Sevrin Stevens tenotomy scissors		Straight	Blunt	Box of 1
A3.1210	Sevrin Stevens tenotomy scissors		Curved	Blunt	Box of 1
A3.1220	Sevrin Stevens tenotomy scissors		Straight	Pointed	Box of 1
A3.1230	Sevrin Stevens tenotomy scissors		Curved	Pointed	Box of 1
A3.3000	Wescott tenotomy scissors		Curved	Blunt	Box of 1



REUSABLE INSTRUMENTS

Forceps

	Reusable	LENGTH	PACKAGING
A6.2020		20 mm	Box of 1
A6.2026		26 mm	Box of 1
A6.3000		14 mm	Box of 1
A6.3100			Box of 1
A6.3120			Box of 1
A6.3150			Box of 1
A6.3160			Box of 1
S5.3100			Box of 1



A6.2020



A6.2026



A6.3000



A6.3100



A6.3120



A6.3150



A6.3160



S5.3100



TABLE OF CONTENTS

ORBIT

ORBITAL IMPLANTS 42

Bioceramic orbital implants
Hydroxyapatite orbital implants
Silicone orbital implants

ACCESSORIES 44

Sizers
Conformers
Symblepharon rings

INSTRUMENTS 46

Reusable

ORBITAL IMPLANT

BIOCERAMIC ORBITAL IMPLANT

FCI Bioceramic orbital implants have become the new standard in orbital implant material.


These implants have an improved vascularization structure over other existing alternatives, allowing for quick fibrovascularization.

This bioceramic material is a biocompatible, bioinert, nontoxic, and non-allergenic substance. These implants are well-known by surgeons as a stable and easily handled implant for use in enucleation and evisceration procedures.

- Indicated for enucleation, evisceration and secondary implantation
- Made of 99% pure alumina (Al₂O₃)
- Material used in orthopaedic and dental fields with success for more than 30 years
- Porosity range: 200-550 μm
- Uniform interconnected pores, 85% of the total volume between 200 and 300 μm
- Strong and non-brittle material
- Rapid & complete fibrovascularisation
- Lightweight
- Easy to insert: less sticky & no velcro effect
- Low tissue reaction & low exposure rate
- Regular surface: less irritation & less inflammation
- 2 alternatives: sphere or egg shaped
- Sterile

	Bioceramic	DIAMETER	PACKAGING
S6.5112		12 mm	Box of 1
S6.5114		14 mm	Box of 1
S6.5116		16 mm	Box of 1
S6.5117		17 mm	Box of 1
S6.5118		18 mm	Box of 1
S6.5119		19 mm	Box of 1
S6.5120		20 mm	Box of 1
S6.5121		21 mm	Box of 1
S6.5122		22 mm	Box of 1

	Egg-shaped Bioceramic	DIAMETER	PACKAGING
S6.5330		18 mm	Box of 1
S6.5340		20 mm	Box of 1
S6.5350		21 mm	Box of 1



S6.51XX



S6.53XX

HYDROXYAPATITE (HA) ORBITAL IMPLANT

FCI synthetic hydroxyapatite implants offer a cost effective and environmentally conservative alternative to natural hydroxyapatite.

- Indicated for enucleation and evisceration
- Made of totally synthetic hydroxyapatite
- Porosity range: 300 – 500 μ m
- Sterile


	HA	DIAMETER	PACKAGING
S6.2010		10 mm	Box of 1
S6.2012		12 mm	Box of 1
S6.2014		14 mm	Box of 1
S6.2016		16 mm	Box of 1
S6.2018		18 mm	Box of 1
S6.2020		20 mm	Box of 1
S6.2022		22 mm	Box of 1



SILICONE ORBITAL IMPLANT

- Indicated for enucleation, evisceration
- Made of medical grade silicone
- Sterile

	Silicone orbital implant	DIAMETER	PACKAGING
S6.1012		12 mm	Box of 1
S6.1013		13 mm	Box of 1
S6.1014		14 mm	Box of 1
S6.1015		15 mm	Box of 1
S6.1016		16 mm	Box of 1
S6.1017		17 mm	Box of 1
S6.1018		18 mm	Box of 1
S6.1019		19 mm	Box of 1
S6.1020		20 mm	Box of 1
S6.1022		22 mm	Box of 1




ACCESSORIES

SIZERS

Sizers are designed to accurately select the appropriate orbital implant diameter in case of enucleation / evisceration

Sizers Set

- 4 sizers: 14, 16, 18 and 20 mm
- Made of PolyOxyMethylene (POM)
- Sterile



	Single use	MATERIAL	PACKAGING
S6.3060	Sizers set	POM	Box of 4

CONFORMERS

Perforated conformers from FCI maintain the conjunctival cul-de-sacs after enucleation or evisceration without hindering lid closure.

- Perforations allow for post-operative instillation of eye drops and drainage of secretions
- Available in 2 models: rigid or flexible
- Translucent
- Single use

Rigid conformers

- Made of polyamide 12
- Available in 3 sizes
- Sterile

	Single use	DIAMETER	PACKAGING
S6.2230	Perforated conformer small	20 mm	Box of 1
S6.2231	Perforated conformer medium	23 mm	Box of 1
S6.2232	Perforated conformer large	26 mm	Box of 1



S6.22XX

Flexible conformers

- Made of silicone
- Sterile

	Single use	PACKAGING
S6.2001	Conformer	Box of 1
S6.2005	Conformer	Box of 5



S6.2001

SYMBLEPHARON RINGS

Symblepharon rings are designed to prevent retraction of the conjunctival cul-de-sacs without touching the cornea.

- Made of PMMA
- Translucent
- Sterile

	Single use	DIAMETER	PACKAGING
S6.2420	Symblepharon ring	20 mm	Box of 1
S6.2422	Symblepharon ring	22 mm	Box of 1
S6.2425	Symblepharon ring	25 mm	Box of 1



S6.24XX

INSTRUMENTS

REUSABLE INSTRUMENTS

Eye speculum

	Reusable	PACKAGING
A1.1400	Castroviejo eye speculum	Box of 1



A1.1400

Needle holder

	Reusable	JAWS	SHAPE	PACKAGING
A7.1110	Castroviejo needle holder	Delicate	Curved	Box of 1



A7.1110

Hook


	Reusable	PACKAGING
A2.4010	Graefe muscle hook	Box of 1



A2.4010

Scissors

	Reusable	SHAPE	TIPS	PACKAGING
A3.1210	Sevrin Stevens tenotomy scissors	Curved	Blunt	Box of 1
A3.1300	Enucleation scissors	Straight	Blunt	Box of 1
A3.3000	Wescott tenotomy scissors	Curved	Blunt	Box of 1



A3.1210



A3.1300



A3.3000

INSTRUMENTS

Forceps

	Reusable	PACKAGING
S6.3050		Box of 1
A6.3150		Box of 1
A6.3160		Box of 1
A6.4000		Box of 1
A6.4010		Box of 1
A6.4100		Box of 1
A6.6210		Box of 1
A6.7110		Box of 1
A6.8000		Box of 1
A6.8030		Box of 1
A6.8050		Box of 1



INDEX

DILATORS

A8.4000	Sichel Wilder lacrimal dilator, fine taper	P. 30
A8.4010	Sichel Wilder lacrimal dilator, medium taper	P. 30
A8.4020	Sichel Wilder lacrimal dilator, heavy taper	P. 30
A8.4050	Double-end lacrimal dilator	P. 30

EYE SPECULUM

A1.1400	Castroviejo eye speculum	P. 46
----------------	--------------------------	-------

FORCEPS

A6.2020	Desmarres Chalazion forceps 20 mm	P. 39
A6.2026	Desmarres Chalazion forceps 26 mm	P. 39
A6.3000	Barraquer Cilia forceps	P. 39
A6.3100	Dressing forceps	P. 39
A6.3120	Tissue forceps	P. 25 - 39
A6.3150	Adson-Brown forceps	P. 39 - 47
A6.3160	Adson tissue forceps 1x2 teeth	P. 39 - 47
A6.4000	Halsted mosquito forceps 10 cm, serrated jaws	P. 25 - 47
A6.4010	Halsted mosquito forceps 10 cm, 1x2 teeth	P. 25 - 47
A6.4100	Serrefine	P. 47
A6.5130	Monofilament tying forceps, curved, flat handle, titanium	P. 25
A6.6210	Green fixation forceps 10 mm	P. 47
A6.7110	Bonn forceps 10 cm	P. 47
A6.7140	Bonn forceps, flat handle, titanium	P. 25
A6.8000	Paufique forceps 0.5 mm teeth	P. 25 - 47
A6.8030	Castroviejo suturing forceps 1x2 teeth 0.30 mm	P. 47
A6.8050	Castroviejo suturing forceps 1x2 teeth 0.50 mm	P. 47
S5.3100	Watzke forceps	P. 39
S6.3050	Sphere introducer	P. 47

HOOKS

A2.4010	Graefe muscle hook	P. 46
A2.4200	Gillies lid hook large	P. 37
A2.4210	Gillies lid hook small	P. 37 - 40
A2.4220	Ferron double hook	P. 37

OCULOPLASTICS INSTRUMENTS

LACRIMAL PROBES

A8.4060	Bernard lacrimal probe	P. 23
A8.4110	Galezowski lacrimal probe 000	P. 23
A8.4120	Galezowski lacrimal probe 00	P. 23
A8.4130	Galezowski lacrimal probe 0	P. 23
A8.4140	Galezowski lacrimal probe 1	P. 23
A8.4150	Galezowski lacrimal probe 2	P. 23
A8.4160	Galezowski lacrimal probe 3	P. 23
A8.4170	Galezowski lacrimal probe 4	P. 23
A8.4180	Galezowski lacrimal probe 5	P. 23

LID PLATE

A1.2100	Jaeger lid plate	P. 37
---------	------------------	-------

LID RETRACTORS

A1.2010	Desmarres lid retractor 10 mm	P. 37
A1.2012	Desmarres lid retractor 12 mm	P. 37
A1.2014	Desmarres lid retractor 14 mm	P. 40

NEEDLE HOLDERS

A7.1000	Castroviejo needle holder, standard jaws, straight	P. 24 - 37
A7.1010	Castroviejo needle holder, standard jaws, CURVED	P. 24 - 37
A7.1100	Castroviejo needle holder, delicate jaws, straight	P. 37
A7.3200	Cornic needle holder, 13 cm	P. 24
A7.1110	Castroviejo needle holder, delicate jaws, curved	P. 46

RETRACTORS

A9.2100	Knapp retractor, 4 blunt prongs	P. 24
---------	---------------------------------	-------

SCISSORS

A3.1200	Sevrin Stevens tenotomy scissors, straight, blunt tips	P. 24 - 38
A3.1210	Sevrin Stevens tenotomy scissors, curved, blunt tips	P. 24 - 38 - 46
A3.1220	Sevrin Stevens tenotomy scissors, straight, pointed tips	P. 38
A3.1230	Sevrin Stevens tenotomy scissors, curved, pointed tips	P. 38
A3.1300	Enucleation scissors	P. 46
A3.3000	Wescott tenotomy scissors	P. 38 - 46
A3.4010	Vannas iris scissors, curved, blunt tips	P. 24



www.fciworldwide.com



For more information, please contact your local distributor :

MEDINOVÀ
> oftalmologia

via Antiniana, 2i | 80078 Pozzuoli | NA (Italy)
tel. +39 081 770 73 27 / +39 081 770 31 98 | fax +39 081 546 32 99
info@medinovasrl.com / www.medinovasrl.com